

# Dry-Batch Concrete Plant Dust Collectors DRYBATCH® R01



# Dry-Batch Concrete Plant Dust Collectors DRYBATCH® R01

The DRYBATCH® R01 Dust Collector has been specially designed for dust collection from the truck mixer inlet zone in dry batch plants during filling of the truck mixer.



## Features

- The installation do not require special foundations
- The access door, supported by a robust hinge, allows free and easy access to the filter element, reducing the maintenance time.
- Reduced overall dimensions due to the special geometry and positioning of the filter elements.



- After market availability of filter elements
- Easy handling of filter elements
- Compressed air consumption: 210 l/min
- Easy replacement of the filter elements through the access door
- Air jet cleaning system inside maintenance access door

## Benefits

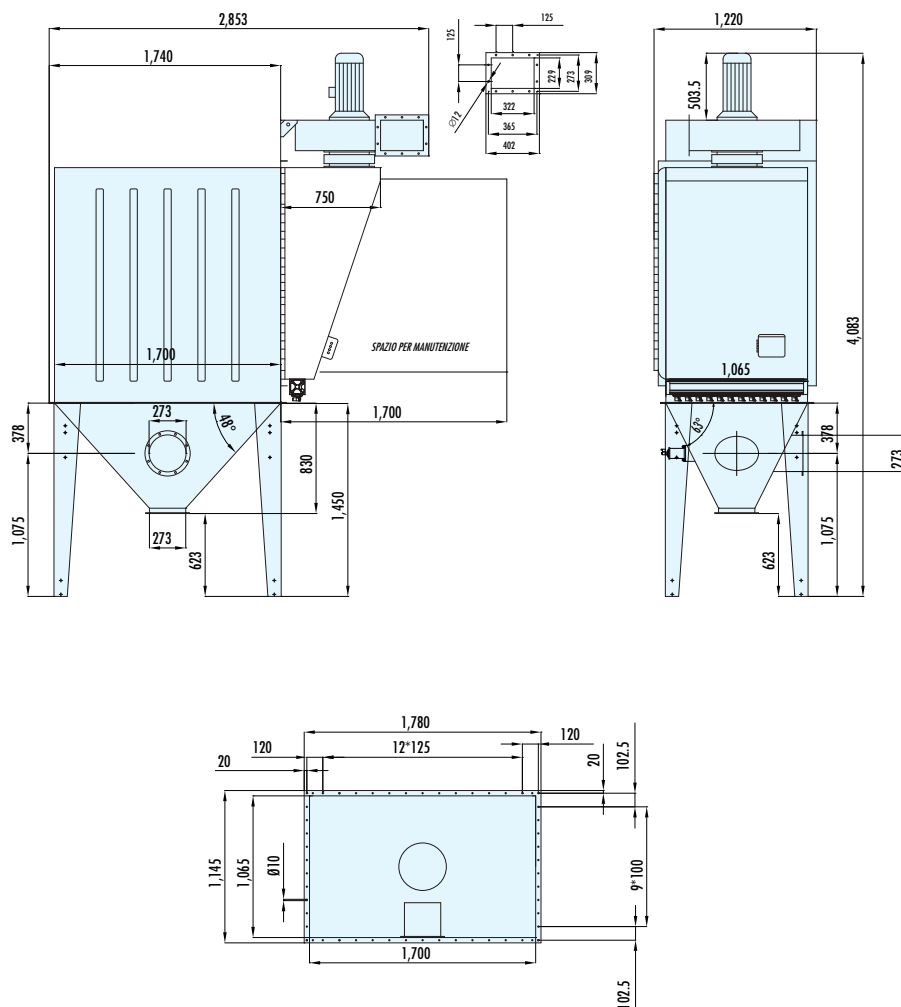
- **LOW MAINTENANCE COSTS AND OPERATIONS**
- **LOWER ENERGY CONSUMPTION**
- **HIGHER WORK SAFETY CONDITIONS FOR THE OPERATOR**
- **PROLONGED LIFE DURATION**

DUST EMISSION  
< 10 mg/Nm<sup>3</sup>



COMPLIANT WITH  
HEALTH AND SAFETY  
STANDARD

## Technical Data

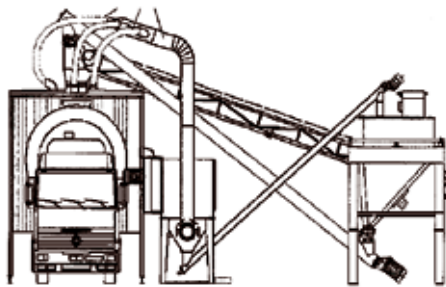


POLYGONAL SHAPE DUST COLLECTOR	Horizontal
FILTER ELEMENT	Pocket
FILTER SURFACE	54 m <sup>2</sup>
FILTER MEDIA	Polyester felt 500 gr/m <sup>2</sup>
CLEANING SYSTEM	Reverse air jet (min. 5 - max. 6 bar)
TIMER	Electronic multivoltage 24 V - 260 V DC/AC 50/60 Hz
SOLENOID VALVE NUMBER	12
DIFFERENTIAL PRESSURE DEVICE	Electronic with display and exit 4-20 mA
FAN	11 kW
FAN MAXIMUM AIR CAPACITY	6,000 m <sup>3</sup> /h
CASING AND DOOR MATERIAL	STAINLESS STEEL 304
SEAL FRAME MATERIAL	Carbon steel powder-coated RAL 7001

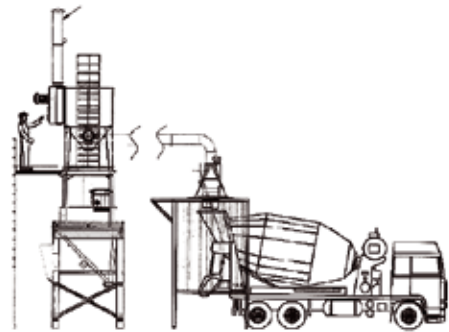
# Applications



GROUND INSTALLATION



WEIGH HOPPER INSTALLATION



06300249 September 2012 Rights reserved to modify technical specifications.



[www.wamgroup.com](http://www.wamgroup.com)